



Private Equity Portfolio - Covid-19 Influence Report

SESAMm

Portfolio Influence Analysis Using Natural Language Processing

Context:

This report tracks the Influence of COVID-19 news on a Private Equity portfolio and on 350 individual private companies, to help quantify the (positive or negative) impact of this outbreak on investments. By "Influence", we mean here the percentage of articles and messages mentioning a company (or its products, brands, CEO) and COVID-19 in the same context, divided by the total number of mentions of that company. This task is performed automatically using SESAMm Natural Language Processing engine TextReveal, on a data lake of more than 8B documents, in 20 languages.

Synthesis:

Portfolio	350 Private Companies
Regions	Global
Asset Classes	Private Equity
Specificities	Equal Weights Hypothesis

Date study:	March 12, 2020
Data start date:	December 12, 2019
Data end date:	March 12, 2020

Average Influence⁽¹⁾ on Portfolio 3M

Std Influence on Portfolio 3M

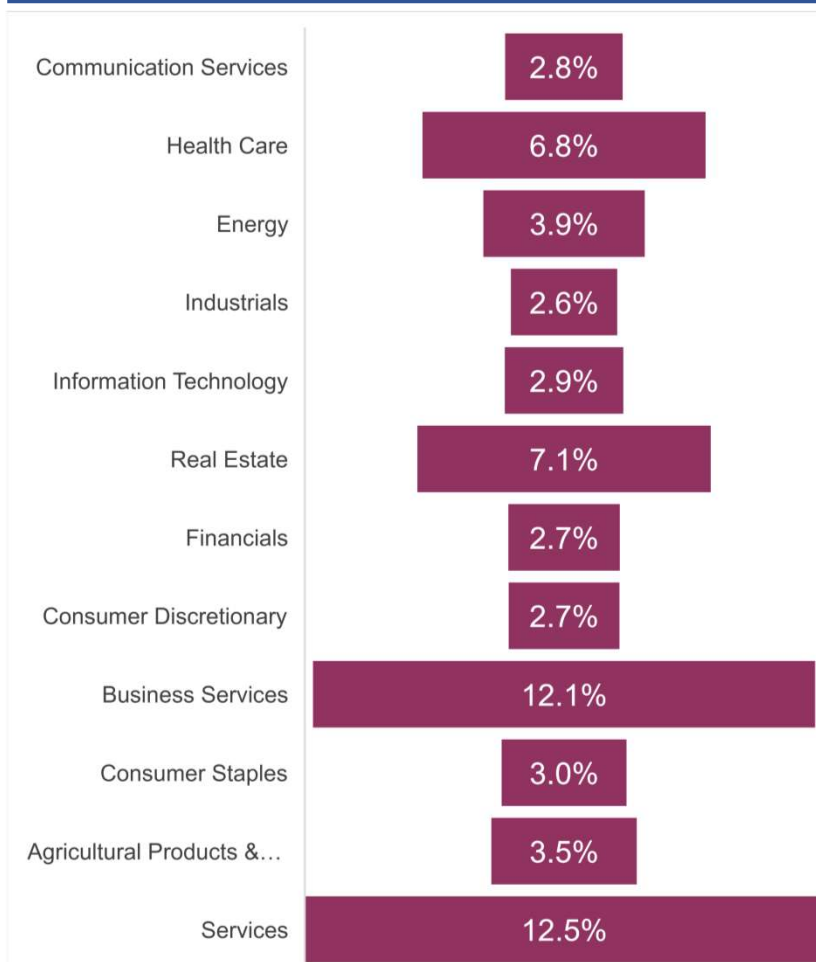
Max Influence 3M

3.9%

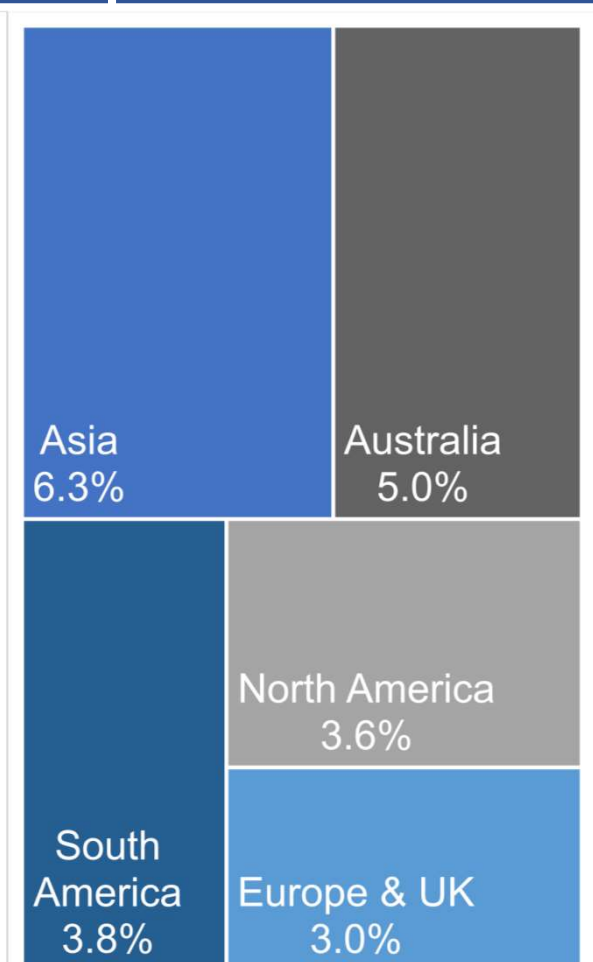
8.1%

66.7%

Influence on Portfolio by Sector 3M



Influence on Portfolio by Region 3M



⁽¹⁾**Influence:** the percentage of articles and messages mentioning a company (or its products, brands, CEO etc.) and COVID-19 in the same context, divided by the total number of mentions of that company. The Influence is calculated over a 3-month and a 1-week period.








































Influence on Individual Companies:

⁽¹⁾**Influence:** the percentage of articles and messages mentioning a company (or its products, brands, CEO etc.) and COVID-19 in the same context, divided by the total number of mentions of that company. The Influence is calculated over a 3-month period.

⁽²⁾**Volume:** total number of articles and messages mentioning a company (or its products, brands, CEO etc.), over a period of time.

			Influence of COVID-19 News on Companies	
Name	Sector	Region	Influence ⁽¹⁾ 3M	Volume ⁽²⁾ 3M
23andMe	Health Care	North America	2.5%	7,062
AAG Energy	Energy	Asia	0.0%	26
Accelya	Communication Services	Europe & UK	6.7%	30
Accudyne	Industrials	North America	0.0%	26
Acova	Industrials	Europe & UK	0.6%	174
Actifio	Information Technology	North America	0.0%	198
Acumatica	Communication Services	North America	1.1%	474
Acuris	Information Technology	Europe & UK	1.7%	120
Aenova	Health Care	Europe & UK	2.6%	76
Airbnb	Real Estate	North America	4.4%	107,979
Airtel Africa	Communication Services	Asia	3.7%	518
Airtel DTH	Communication Services	Asia	1.1%	285
Aldevron	Health Care	North America	0.0%	70
Allee Center	Real Estate	Europe & UK	0.7%	148
Allevard	Industrials	Europe & UK	2.3%	44
Allied Universal	Industrials	North America	1.0%	1,634
Alsapan	Industrials	Europe & UK	0.0%	21
Altus Intervention	Industrials	Europe & UK	0.0%	26
America Net	Communication Services	South America	12.4%	315
ANE Logistics	Industrials	Asia	0.0%	1
Ant Financial	Financials	Asia	15.6%	4,249
Antelq	Health Care	Europe & UK	0.0%	73
Antero Resources	Energy	North America	11.1%	612
Apex International Energy	Energy	North America	7.7%	13
Apteki Gemini	Health Care	Europe & UK	0.0%	22
Ascentium Capital	Financials	North America	6.1%	33
Assent Compliance	Communication Services	North America	0.0%	24
ATI Enterprises Inc	Communication Services	North America	0.0%	1
ATX Energy Partners	Energy	North America	0.0%	2
Au Financiers	Financials	Asia	0.0%	27
Auth0	Information Technology	North America	2.1%	1,003
AUTO1 Group	Information Technology	North America	0.0%	59
Autodistribution	Industrials	Europe & UK	2.9%	35
Automation Anywhere	Information Technology	North America	1.3%	1,136
Avaloq	Financials	Europe & UK	3.5%	340
Avant	Financials	North America	0.7%	424
Aviagen	Industrials	Europe & UK	12.7%	212
Azelis	Industrials	Europe & UK	0.7%	143
Banca Monte Paschi B	Financials	Europe & UK	0.0%	6
Banking Circle	Communication Services	Europe & UK	1.7%	115
Baturu	Information Technology	Asia	0.0%	18
BBS Automation	Industrials	Europe & UK	0.0%	17
BDR Thermea	Industrials	Europe & UK	0.8%	126
Bell S.A	Communication Services	Europe & UK	0.0%	20
Berkeley Lights	Health Care	North America	31.5%	235
Betterment	Financials	North America	2.0%	27,919
Biba Apparels	Consumer Discretionary	Asia	0.0%	13
BigCommerce	Information Technology	North America	0.3%	2,356








Biovian	Health Care	Europe & UK		0.0%	8
Bird	Information Technology	North America	█	2.3%	2,819
BitSight	Communication Services	North America	█	3.1%	350
Black Swan Energy	Energy	North America		0.0%	6
BlueGrace Logistics	Communication Services	North America	█	6.5%	31
Bluestep Bank	Financials	Europe & UK		0.0%	28
Bolt Threads	Consumer Discretionary	North America		0.0%	482
Brembo	Industrials	Europe & UK	█	2.8%	16,338
Brenntag	Industrials	Europe & UK	█	19.4%	1,029
Bricom	Communication Services	Europe & UK		0.0%	96
Brigham Minerals	Energy	North America	█	0.4%	241
BriteCore	Communication Services	North America		0.0%	17
Buffetti	Consumer Discretionary	Europe & UK	█	4.0%	348
Bureau Van Dijk	Business Services	Europe & UK	█	1.1%	275
Businessolver	Communication Services	North America		0.0%	69
BW Industrial Development	Real Estate	Asia	█	66.7%	6
CAGR	Energy	Asia	█	0.7%	149,285
Camil Alimentos	Consumer Staples	South America		0.0%	69
Canbriam Energy	Energy	North America		0.0%	9
Cango	Financials	Asia	█	0.2%	551
Cantrell & Cochrane	Consumer Staples	Europe & UK		0.0%	3
Capillary Technologies	Communication Services	Asia		0.0%	50
CAR Inc.	Consumer Discretionary	Asia	█	5.8%	138
Car Trade	Consumer Discretionary	Asia	█	2.0%	441
CarTrawler	Business Services	Europe & UK	█	2.3%	175
Cast & Crew	Communication Services	North America	█	1.0%	3,546
CeramTec	Industrials	Europe & UK		0.0%	221
Certara	Health Care	North America		0.0%	97
China Huarong	Financials	Asia	█	1.3%	75
Cigierre	Consumer Discretionary	Europe & UK	█	3.2%	31
CityMD	Health Care	North America	█	13.8%	87
CleanMax Solar	Energy	Asia		0.0%	14
Clover Health	Health Care	North America	█	4.0%	173
Coinbase	Financials	North America	█	0.4%	214,169
Com Hem	Communication Services	Europe & UK	█	1.2%	1,769
Computacenter	Information Technology	Europe & UK	█	6.8%	414
Confluent	Information Technology	North America	█	2.8%	2,000
Consolidated Precision P	Industrials	North America		0.0%	14
Contrast Security	Communication Services	North America	█	0.9%	112
Converge ICT	Communication Services	Asia	█	3.0%	67
Coupang	Information Technology	North America	█	0.1%	639,208
CREATER	Real Estate	Asia	█	0.8%	915
Credit Karma	Financials	North America	█	5.6%	6,479
CrowdStrike	Communication Services	North America	█	2.8%	6,704
Curaeos	Health Care	Europe & UK		0.0%	1
Cyren	Communication Services	North America		0.0%	289
Cyxtera	Communication Services	North America		0.0%	153
D&J China	Real Estate	Asia		0.0%	6
Data Intensity	Communication Services	North America		0.0%	55
Databricks	Information Technology	North America	█	0.5%	1,525
Dataflow	Information Technology	Asia	█	0.7%	2,302
Dellner Couplers	Industrials	Europe & UK		0.0%	24
Delonex Energy	Energy	Europe & UK		0.0%	16
DentalPro	Health Care	Europe & UK		0.0%	63
Devro	Agricultural Products & Ser	Europe & UK	█	6.5%	185
Direct ChassisLink	Industrials	North America	█	7.7%	13
Dometic	Industrials	Europe & UK	█	0.4%	3,598
DoorDash	Information Technology	North America	█	6.7%	16,172
Dorner	Industrials	North America	█	1.2%	1,533

Druva	Information Technology	North America		0.9%	574
Dümmen Orange	Business Services	Europe & UK		5.6%	142
Dunlop	Industrials	Europe & UK		0.5%	26,347
Duravant	Industrials	North America		0.9%	106
Ecom Express	Communication Services	Asia		0.0%	264
eDaijia	Communication Services	Asia		0.0%	5
Elior	Business Services	Europe & UK		16.4%	1,229
Ellab	Industrials	Europe & UK		0.0%	21
Endurance International	Industrials	North America		2.7%	333
Ensign Natural Resources	Energy	North America		0.0%	2
Epic Games	Information Technology	North America		2.4%	75,302
Epidemic Sound	Communication Services	Europe & UK		0.3%	1,233
eSentire	Communication Services	North America		1.8%	163
Evercare	Health Care	Asia		0.0%	93
Evernote	Information Technology	North America		0.6%	10,243
Exabeam	Information Technology	North America		21.4%	285
Facet Wealth	Financials	North America		0.0%	59
Fenix Marine Services	Industrials	North America		0.0%	6
Fertin Pharma	Health Care	Europe & UK		0.0%	10
Fitness First	Consumer Discretionary	Europe & UK		2.6%	1,290
Flipboard	Consumer Discretionary	North America		5.8%	76,560
Flying Tiger Copenhagen	Consumer Discretionary	Europe & UK		4.9%	144
FocusVision	Communication Services	North America		1.6%	62
Forno d'Asolo	Consumer Discretionary	Europe & UK		0.0%	20
Foundation Risk Partners	Financials	North America		0.0%	2
Foxtons	Consumer Discretionary	Europe & UK		9.6%	282
Freshworks	Information Technology	North America		2.3%	662
Gabe's	Consumer Staples	North America		0.3%	700
Galbani	Consumer Staples	Europe & UK		2.8%	428
Galderma	Health Care	Europe & UK		1.2%	756
Gangavaram Port	Industrials	Asia		9.1%	22
GardaWorld	Business Services	North America		12.6%	429
GETEC	Industrials	Europe & UK		3.2%	434
GFL	Business Services	North America		2.7%	4,334
GO-JEK	Communication Services	Asia		3.0%	1,661
GPA Global	Industrials	Asia		0.0%	11
GPS Participações e Empr	Industrials	South America		0.0%	-
Grohe	Industrials	Europe & UK		0.6%	3,545
Gruppo Coin	Consumer Discretionary	Europe & UK		18.8%	16
Hamstede	Real Estate	Asia		0.0%	6
Hawkwood Energy	Energy	North America		0.0%	1
Hector Rail	Industrials	Europe & UK		1.5%	65
Hiross Holdings	Industrials	Europe & UK		0.0%	-
Hirslanden	Health Care	Europe & UK		30.5%	325
Houzz	Information Technology	North America		0.2%	9,589
HusCompagniet	Industrials	Europe & UK		0.0%	27
Hygeia	Health Care	Asia		4.7%	362
HyTest	Health Care	Europe & UK		9.2%	76
IDFC First Bank	Financials	Asia		6.6%	702
Igenomix	Health Care	Europe & UK		3.1%	129
ILA Vietnam	Services	Asia		50.0%	2
IMC Limited	Energy	Asia		0.0%	9
In.Corp Group	Business Services	Asia		50.0%	2
Independence Resources	Energy	North America		0.0%	-
Independent Vetcare	Services	Europe & UK		0.0%	12
IndiaFirst Life Insurance	Financials	Asia		0.0%	42
inexio	Communication Services	Europe & UK		0.4%	231
Infinidat	Information Technology	North America		3.7%	244
Innovium	Information Technology	North America		4.5%	22

Innovyze	Communication Services	North America		2.9%	34
Inspired Education	Communication Services	Europe & UK		35.0%	40
Instacart	Consumer Staples	North America		12.7%	7,108
Intelligent Medical Objects	Health Care	North America		17.6%	17
Intelsat	Communication Services	Europe & UK		3.4%	3,913
Intercom	Communication Services	North America		1.4%	19,129
Interpump	Industrials	Europe & UK		15.8%	374
InVisionApp	Information Technology	North America		0.0%	31
iQera	Financials	Europe & UK		0.0%	39
Iver	Communication Services	Europe & UK		1.4%	11,803
Jam City	Consumer Discretionary	North America		0.3%	776
Jinxin Fertility	Health Care	Asia		18.2%	11
JUUL	Consumer Discretionary	North America		3.5%	23,212
Kalyan Jewellers	Consumer Discretionary	Asia		2.1%	187
Karo Pharma	Health Care	Europe & UK		0.6%	163
Kestra Financial	Financials	North America		0.0%	22
Keter	Consumer Discretionary	Europe & UK		0.9%	2,657
kfzteile24	Communication Services	Europe & UK		0.0%	125
Klarna	Financials	North America		1.4%	8,217
Kodiak Gas Services	Energy	North America		0.0%	1
Kontron	Health Care	Europe & UK		4.1%	788
Koudai	Communication Services	Asia		0.8%	123
KTM Sportmotorcycle	Industrials	Europe & UK		4.2%	24
Kuoni Group	Services	Europe & UK		0.0%	5
Labstat	Industrials	North America		0.0%	15
Laredo Petroleum	Energy	North America		4.0%	519
Laurus Labs	Health Care	Asia		20.4%	98
Leyou	Consumer Discretionary	Asia		0.8%	119
Liaison International	Communication Services	North America		4.0%	25
Liepin	Communication Services	Asia		12.5%	16
Lignotok	Industrials	Europe & UK		0.0%	-
Lodgis	Real Estate	Asia		20.7%	29
Long-Spring Education	Services	Asia		0.0%	-
Mariner Finance	Financials	North America		0.0%	59
Marqeta	Financials	North America		4.5%	179
McGill & Partners	Financials	Europe & UK		0.0%	1
MediFox	Communication Services	Europe & UK		0.0%	43
Metalcaucho	Industrials	Europe & UK		0.0%	68
MHC Asia	Health Care	Asia		0.0%	2
Mirantis	Information Technology	North America		2.4%	332
Mofang Apartment	Real Estate	Asia		0.0%	1
Monolith Materials	Energy	North America		0.0%	13
Mu Sigma	Communication Services	North America		0.0%	562
MultiPlan	Health Care	North America		9.5%	713
Musti Group	Consumer Discretionary	Europe & UK		2.8%	72
N9UF	Communication Services	Europe & UK		0.0%	3
NAVEX Global	Communication Services	North America		0.0%	78
Navitas Midstream	Energy	North America		0.0%	1
nCino	Financials	North America		0.0%	134
NEOGOV	Communication Services	North America		0.0%	839
Netskope	Information Technology	North America		2.1%	563
Neuf Cegetel	Communication Services	Europe & UK		0.0%	7
Newfi Lending	Financials	North America		0.0%	2
Nexon Asia Pacific	Communication Services	Australia		5.0%	20
NextNav	Information Technology	North America		1.2%	82
Nille	Consumer Discretionary	Europe & UK		0.8%	510
Nordic Aviation Capital	Industrials	Europe & UK		5.4%	261
Nubank	Financials	North America		1.6%	3,802
Nutreco	Agricultural Products & Ser	Europe & UK		0.5%	550

NWP Retail	Real Estate	Asia	0.0%	80
OfferUp	Information Technology	North America	0.4%	5,339
Office Depot	Consumer Staples	North America	3.0%	4,649
Omio	Information Technology	North America	1.0%	1,011
Oscar Health	Health Care	North America	8.5%	307
Osмосе Utilities Services	Energy	North America	0.0%	3
Osum Oil Sands	Energy	North America	0.0%	-
Ottobock	Health Care	Europe & UK	0.0%	629
Outinord	Industrials	Europe & UK	0.0%	9
OVS	Consumer Discretionary	Europe & UK	3.5%	3,903
Palantir Technologies	Information Technology	North America	1.5%	529
Parques Reunidos	Information Technology	Europe & UK	4.5%	223
Paymentsense	Communication Services	Europe & UK	0.0%	50
PetSmart	Consumer Discretionary	North America	0.6%	4,904
Petz	Consumer Discretionary	South America	1.1%	2,429
Pharmathen	Health Care	Europe & UK	1.0%	97
Phones4u	Communication Services	Europe & UK	3.3%	181
Picard	Consumer Staples	Europe & UK	2.3%	67,610
Pier Import	Consumer Discretionary	Europe & UK	0.0%	11
Pindrop	Communication Services	North America	5.2%	233
Piramal Realty	Real Estate	Asia	0.9%	116
PlusServer	Communication Services	Europe & UK	0.0%	43
Polyconcept	Business Services	Europe & UK	6.3%	16
Postmates	Information Technology	North America	14.2%	14,113
Pregis	Industrials	North America	4.0%	100
Princeton Digital Group	Real Estate	Asia	4.5%	22
Procure Software	Communication Services	North America	0.0%	11
Procore	Information Technology	North America	4.6%	887
Pronovias	Consumer Discretionary	Europe & UK	0.3%	1,498
Pubmaster	Consumer Discretionary	Europe & UK	0.0%	4
PVR	Consumer Discretionary	Asia	1.0%	13,231
Quikr	Communication Services	Asia	0.3%	1,435
Quora	Communication Services	North America	1.0%	24,480
Rappi	Information Technology	North America	3.4%	4,469
Regency Entertainment	Consumer Discretionary	Europe & UK	0.0%	50
Restoque	Consumer Discretionary	South America	5.4%	112
RimRock Oil & Gas	Energy	North America	50.0%	2
Ripple	Financials	North America	10.9%	70,732
Rivigo	Communication Services	Asia	2.2%	180
Rocket Lab	Industrials	North America	2.0%	1,811
RS Energy Group	Energy	North America	39.7%	126
Rubicon Global	Industrials	North America	0.0%	29
Rubicon Oilfield Internat	Energy	North America	0.0%	9
Sagent Lending Techno	Financials	North America	7.0%	43
Sand Hill Petroleum	Energy	Europe & UK	0.0%	1
Sanitec	Industrials	Europe & UK	7.5%	40
SAUR	Industrials	Europe & UK	1.4%	1,693
SEGRA	Communication Services	North America	1.2%	835
SentinelOne	Information Technology	North America	2.9%	905
Service Logic	Industrials	North America	0.0%	92
ServiceTitan	Information Technology	North America	0.0%	102
SGB-SMIT	Industrials	Europe & UK	0.0%	20
Shawbrook	Financials	Europe & UK	0.6%	339
Sila Nanotechnologies	Industrials	North America	6.1%	132
Silk Road Medical	Health Care	North America	1.7%	286
Sitecore	Communication Services	Europe & UK	0.8%	957
Skybox Security	Information Technology	North America	1.2%	82
Smart Parc	Real Estate	Europe & UK	0.0%	-
Snapdeal	Information Technology	North America	0.4%	2,202

SOC Telemed	Health Care	North America		9.4%	53
Sotera Health	Industrials	North America		1.5%	65
Springer Nature	Communication Services	Europe & UK		9.9%	1,806
Stellar Value Chain	Communication Services	Asia		0.0%	3
Stendörren	Real Estate	Europe & UK		0.0%	120
StormGeo	Communication Services	Europe & UK		0.0%	301
Streamline Holdings	Industrials	Europe & UK		0.0%	-
Stronghold Energy II	Energy	North America		0.0%	-
Suddenlink	Communication Services	North America		0.7%	1,109
Sumo Logic	Communication Services	North America		1.5%	263
Sunnywell Group	Energy	Asia		0.0%	-
Sunsea Parking	Real Estate	Asia		0.0%	10
Synagro	Energy	North America		0.0%	33
Synlab	Health Care	Europe & UK		10.4%	395
Synthon	Health Care	Europe & UK		1.0%	101
Tall City Exploration III	Energy	North America		0.0%	9
Teknon	Health Care	Europe & UK		1.1%	372
Thierschmidt	Consumer Discretionary	Europe & UK		0.0%	1
ThoughtSpot	Information Technology	North America		1.1%	266
Thumbtack	Information Technology	North America		0.1%	6,223
Tia Technology	Communication Services	Europe & UK		0.0%	14
Toutiao	Information Technology	North America		22.9%	1,646
Trax	Communication Services	Asia		0.6%	9,197
Trident Energy	Energy	Europe & UK		0.9%	110
Tubeasca	Industrials	Europe & UK		0.0%	19
UCAR	Consumer Staples	Asia		3.1%	1,231
UiPath	Information Technology	North America		2.6%	2,499
Unilode Aviation Solutions	Industrials	Europe & UK		8.3%	12
United Group	Communication Services	Europe & UK		0.8%	2,083
Unity Technologies	Industrials	North America		4.1%	2,652
Unitymedia	Communication Services	Europe & UK		1.8%	3,435
Unum	Real Estate	Europe & UK		4.5%	5,734
UrbanClap	Information Technology	North America		0.3%	400
Utimaco	Communication Services	Europe & UK		1.3%	80
Uxin	Communication Services	Asia		18.6%	311
Varo Money	Financials	North America		4.1%	194
VBill	Communication Services	Asia		0.0%	2
Velvet Energy	Energy	North America		0.0%	4
Venari Resources	Energy	North America		0.0%	37
Veritas Petroleum Services	Energy	Europe & UK		10.0%	20
Vertice Pharma	Health Care	North America		40.0%	5
VetPartners	Health Care	Europe & UK		0.0%	94
Video Arts	Communication Services	Europe & UK		8.4%	298
Techcombank	Financials	Asia		9.1%	6,276
Warby Parker	Consumer Discretionary	North America		3.5%	2,798
Waystar	Communication Services	North America		4.7%	340
Weave Co-Living	Real Estate	Asia		0.0%	5
WebPT	Communication Services	North America		1.2%	85
Welltok	Health Care	North America		1.1%	91
Wencor Group	Industrials	North America		0.0%	23
WeWork	Real Estate	North America		6.6%	20,776
WS Audiology	Health Care	Europe & UK		2.8%	72
WuXi NextCODE	Health Care	North America		15.9%	44
Yijiupi	Consumer Discretionary	Asia		0.0%	3
Yuanfudao	Communication Services	Asia		24.4%	41
Yunniao Logistics	Industrials	Asia		0.0%	-
Zemax	Communication Services	North America		0.0%	331
Zenith Energy	Energy	North America		4.0%	568
ZestFinance	Information Technology	North America		0.0%	40

Zhangmen	Communication Services	Asia		5.9%	17
Zimperium	Communication Services	North America		0.8%	377
Ziroom	Real Estate	Asia		17.8%	90
Zocdoc	Information Technology	North America		0.4%	1,576
ZoomCar	Information Technology	North America		0.5%	561
ZTO Express	Industrials	Asia		12.5%	273
Zymergen	Industrials	North America		2.8%	107
Total Volume					1,850,595

⁽¹⁾**Influence:** the percentage of articles and messages mentioning a company (or its products, brands, CEO etc.) and COVID-19 in the same context, divided by the total number of mentions of that company. The Influence is calculated over a 3-month and a 1-week period.

⁽²⁾**Volume:** total number of articles and messages mentioning a company (or its products, brands, CEO etc.), over a period of time.

These results are simulations only and do not represent real investments. The contents of this document do not constitute an offer or solicitation to buy services or shares in any fund. The information in this document does not constitute investment advice or an offer to invest or to provide management services and is subject to correction, completion and amendment.